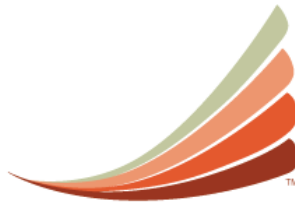


Henry County  
Community Foundation



Name: \_\_\_\_\_

Address: \_\_\_\_\_

City: \_\_\_\_\_ State \_\_\_\_\_ ZIP \_\_\_\_\_

Email: \_\_\_\_\_

**Make checks payable to the Henry County Community Foundation**

*Thank you for your generous gift.*

Please check box if you would like to receive future mailings.

**Please accept my tax deductible donation of :**  
\$1000 \_\_\_\_\_ \$500 \_\_\_\_\_ \$250 \_\_\_\_\_ \$100 \_\_\_\_\_  
\$50 \_\_\_\_\_ or \$ \_\_\_\_\_

**Please accept my pledge for:**  
\$ \_\_\_\_\_ monthly \$ \_\_\_\_\_ quarterly  
\$ \_\_\_\_\_ annually

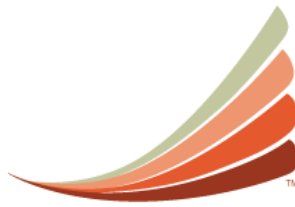
**My gift is designated for the following fund:**  
\_\_\_\_\_

**In  memory/ honor of :**  
\_\_\_\_\_

**Send acknowledgement to (if appropriate):**  
Name: \_\_\_\_\_  
Address: \_\_\_\_\_  
City/State/ZIP: \_\_\_\_\_

PO Box 6006 - New Castle, IN 47362 - 765-529-2235 - fax 765-529-2284

Henry County  
Community Foundation



Name: \_\_\_\_\_

Address: \_\_\_\_\_

City: \_\_\_\_\_ State \_\_\_\_\_ ZIP \_\_\_\_\_

Email: \_\_\_\_\_

**Make checks payable to the Henry County Community Foundation**

*Thank you for your generous gift.*

Please check box if you would like to receive future mailings.

**Please accept my tax deductible donation of :**  
\$1000 \_\_\_\_\_ \$500 \_\_\_\_\_ \$250 \_\_\_\_\_ \$100 \_\_\_\_\_  
\$50 \_\_\_\_\_ or \$ \_\_\_\_\_

**Please accept my pledge for:**  
\$ \_\_\_\_\_ monthly \$ \_\_\_\_\_ quarterly  
\$ \_\_\_\_\_ annually

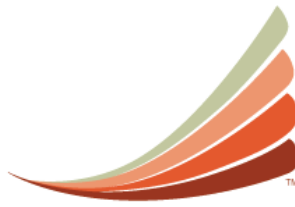
**My gift is designated for the following fund:**  
\_\_\_\_\_

**In  memory/ honor of :**  
\_\_\_\_\_

**Send acknowledgement to (if appropriate):**  
Name: \_\_\_\_\_  
Address: \_\_\_\_\_  
City/State/ZIP: \_\_\_\_\_

PO Box 6006 - New Castle, IN 47362 - 765-529-2235 - fax 765-529-2284

Henry County  
Community Foundation



Name: \_\_\_\_\_

Address: \_\_\_\_\_

City: \_\_\_\_\_ State \_\_\_\_\_ ZIP \_\_\_\_\_

Email: \_\_\_\_\_

**Make checks payable to the Henry County Community Foundation**

*Thank you for your generous gift.*

Please check box if you would like to receive future mailings.

**Please accept my tax deductible donation of :**  
\$1000 \_\_\_\_\_ \$500 \_\_\_\_\_ \$250 \_\_\_\_\_ \$100 \_\_\_\_\_  
\$50 \_\_\_\_\_ or \$ \_\_\_\_\_

**Please accept my pledge for:**  
\$ \_\_\_\_\_ monthly \$ \_\_\_\_\_ quarterly  
\$ \_\_\_\_\_ annually

**My gift is designated for the following fund:**  
\_\_\_\_\_

**In  memory/ honor of :**  
\_\_\_\_\_

**Send acknowledgement to (if appropriate):**  
Name: \_\_\_\_\_  
Address: \_\_\_\_\_  
City/State/ZIP: \_\_\_\_\_

PO Box 6006 - New Castle, IN 47362 - 765-529-2235 - fax 765-529-2284