

Henry County Community Foundation

How to Access the Online Scholarship Application

1. Follow the link from the Foundation website to <https://henrycountycfscholarships.communityforce.com/>

You will be taken to HCCF's online scholarship website. This is what the landing page will look like below, where you will see all the available scholarships along with the date applications open and their due dates. All applicants will need to **Login**.

Henry County Community Foundation

Search for Scholarship **Login**

Scholarship: 1 / My Results: 1

Scholarship (A-Z)

Scholarship for Common Application

The generosity of our donors has made these scholarships available to you through the Henry County Community Foundation. Through the establishment of their scholarship fund, they are guaranteeing students will receive scholarships in perpetuity.

By filling out this application, you will be able to select from a list of scholarships for which you meet the eligibility requirements for and submit your application to the Foundation for consideration. Each scholarship has its own purpose, selection and eligibility criteria. Scholarship awards are paid directly to the educational institutions where the student is enrolled.

There are scholarships available for graduating seniors and current college students who are Indiana residents.

The scholarship application opens January 1, 2018 and closes March 2, 2018 at 5 pm. Any scholarship awards will apply to the 2018-2019 academic year.

Begin Accepting Applications Date:
1/01/2018

Deadline Date (EST Time Zone):
3/02/2018 5:00 PM

Go to Page 1 >

< Page 1 of 1 >

Display All Records per Page

Click the **Login** button at the top right of the screen.

2. You will be brought to the Login page, which will allow you to return to the site to work on your application once you have already created an account. **If you are a New Applicant/First Time User**, you will need to click on the **Create New Account** button in the bottom middle of the screen.

Henry County
Community Foundation

Search for Scholarship Login

Login

Email
myemail@gmail.com

Password
....

[Forgot Password?](#)

Login Cancel

Welcome to your Henry County Community Foundation Scholarship Application Portal

New Applicants/First Time Users

To begin a new application click the "Create New Account" button below. Your account will be created and tied to your email address.

Existing Applicants

Enter your Username and Password to complete the application.
(Your username is the email address and password you initially used to set up your account.)

Forgot Password

Click on "Forgot Password" and enter your Login email address to reset the password. An email will be sent to you to reset your password. After you reset your password another email will be sent to confirm the change.

Create New Account



3. **Registration:** You will now be asked to create a user account in order to begin a new scholarship application. With your login you will be able to save work on the application and come back at a later time. Your Login ID is simply an email address and password that you provide the system.

Please be sure to use the **STUDENT'S EMAIL ADDRESS** and **STUDENT'S DATE OF BIRTH** when filling out your login and application information, we may need to contact the student at a later date about their scholarship. This is their scholarship application, after all!

Once you have filled out your information, you must verify you are “not a robot” and then hit the **SUBMIT** button at the bottom of the screen.

A pop-up window will confirm that you created your account and ask you to return to the login screen.

Parents: Please have students fill out their own scholarship application. The process is very easy!

Henry County Community Foundation

Search for Scholarship

Registration

Once you create a user account and begin an application you can save your work and return later to finish. All applications must be submitted by the deadline dates. You will not be able to submit your application after the deadline has passed. It is important that you review each section of the application making sure no information is missing.

Do not hesitate to contact us if you have questions. Good Luck!

First Name :

Last Name :

Date of Birth : (MM/DD/YYYY)


STUDENT DATE OF BIRTH

STUDENT EMAIL

Login Id (Email Format) :

Password :

Confirm Password :

Image Verification: I'm not a robot  reCAPTCHA Privacy - Terms

4. **Login to your account:** Using the email and password you just created, login to your new account on *Community Force*.

If at any point you're returning and have forgotten your password, you can click on the blue "Forgot Password" link and you can enter your email address to reset your password for the site.

"Login" once you've entered your credentials.

The screenshot shows a login form with the following elements:

- Login** header
- Email input field containing "reedykatina99@gmail.com"
- Password input field with masked characters "*****"
- [Forgot Password?](#) link
- Orange "Login" button and grey "Cancel" button

On the right side of the page, there is a welcome message and instructions:

- Welcome to your Henry County Community Foundation Scholarship Application Portal**
- New Applicants/First Time Users**: To begin a new application click the "Create New Account" button below. Your account will be created and tied to your email address.
- Existing Applicants**: Enter your Username and Password to complete the application. (Your username is the email address and password you initially

5. **Apply for Scholarships:** After you login, you will be brought to the list of scholarships available and can then select from the list of open scholarships that you are eligible for. (Spring Scholarships are open to graduating high school seniors and current college students.)

Using our Common Application, most students can apply for multiple scholarship funds at once and submit only one application. We have over 100 scholarships available to students during the spring cycle, and you can look through our website's [Scholarship Search](#) to see what scholarships are due when. (Certain scholarships for college students are due over the summer at the beginning of June. Check deadlines online)

High school guidance offices are aware of other scholarships not offered by the Foundation, so please work closely with counselors to ensure you do not miss out on other opportunities.

Click "Apply" to begin the application.

The screenshot shows the scholarship application interface with the following elements:

- Search and My Applications navigation options
- Scholarship: 1 / My Results: 1
- Scholarship (A-Z) dropdown menu
- Scholarship for Common Application** section
- Text describing the scholarship: "The generosity of our donors has made these scholarships available to you through the Henry County Community Foundation. Through the establishment of their scholarship fund, they are guaranteeing students will receive scholarships in perpetuity."
- Text describing the application process: "By filling out this application, you will be able to select from a list of scholarships for which you meet the eligibility requirements for and submit your application to the Foundation for consideration. Each scholarship has its own purpose, selection and eligibility criteria. Scholarship awards are paid directly to the educational institutions where the student is enrolled."
- Text describing the scholarship: "There are scholarships available for graduating seniors and current college students."
- Text describing the application period: "The scholarship application opens January 1, 2018 and closes March 2, 2018 at 5 pm. Any scholarship awards will apply to the 2018-2019 academic year."
- [View more\(...\)](#) link
- Begin Accepting Applications Date:** 01/01/2018
- Deadline Date (EST Time Zone):** 3/02/2018 5:00 PM
- Apply** button (highlighted with a red box)
- Go to Page 1 >
- Page 1 of 1
- Display All Records per Page

6. **Dashboard:** You are now on the application dashboard. From here you can access all the sections required for the application, and can view instructions needed to complete the process.

You do not need to complete the sections in order, but it should be noted that the “Fund Eligibility” section may not populate with eligible scholarships until the Prequalification Checklist, Student Information, Education Information, Personal Data, and Student Financial Information sections are completely filled out.

Be sure to read all relevant instructions, as you may miss information that will help you complete the application!

Deadline for Submission || 3/02/2018 5:00 PM











Choose Action ▾ Final Review and Submit

Thank you for your interest in **Henry County Community Foundation for Common Application Scholarship Site** opportunity and welcome to your dashboard.

Important Instructions:

- When you see a **blue information icon** ⓘ, just hover over it to view the tip.
- Click on any section and fill in the answers to questions, as they are presented on the page.
- Each section below must read 100% in order to submit your application. If a section does not read 100%, there are unanswered required question(s) in that section.
- When you are ready to submit, click the “**Final Review and Submit**” button to verify your attachments have uploaded correctly and the application contains all necessary information.

Note: The file size for each document uploaded should not exceed 10mb/upload. Time given is in Eastern Time Zone (EST).

Prequalification Checklist  0% Deadline: 3/02/2018 5:00 PM	Student Information  0% Deadline: 3/02/2018 5:00 PM	Education Information  0% Deadline: 3/02/2018 5:00 PM	Personal Data  0% Deadline: 3/02/2018 5:00 PM	Student Financial Information  0% Deadline: 3/02/2018 5:00 PM
Transcripts  0% Deadline: 3/02/2018 5:00 PM	Fund Eligibility  0% Deadline: 3/02/2018 5:00 PM	Supplemental Material  0% Deadline: 3/02/2018 5:00 PM	Certification and Signature  0% Deadline: 3/02/2018 5:00 PM	Request  Requested: 0% Received: 0%

For questions about this application, please contact Katina Reedy at katina@henrycountycf.org

7. **Prequalification Checklist:** The Prequalification Checklist allows the committees to learn basic information about your current schooling and future plans, as well as help match you to scholarship funds.

You must answer all questions in this section in order to be accurately matched to scholarships in “Fund Eligibility” and to submit your final application.

This section asks you to choose what college you are attending as well as your major. **If you have not decided on a college or a major yet, you have the ability to choose your TOP 3** for both questions. This will help match you to scholarships, as some scholarships are major-specific and for specific colleges. Please be aware that if you are awarded a scholarship that does not meet the requirements for your school or major, then the scholarship may be rescinded. Please visit www.henrycountcf.org to check scholarship eligibility requirements.

Like the entire application, you have the ability to save your work as you go, which means you do not need to complete the who application in one sitting. If you run into a question that you do not know the answer to, or an essay that you need to think about, simply write it down or copy-and-paste it into a Word Document to make sure that you find the answer that you’re looking for. Then, you can come back and fill in the correct answer.

SAVE YOUR WORK AS YOU GO!

**Indicates required field*

Prequalification Checklist

*Are you currently a: Graduating Senior Current College

*Are you attending/have attended a high school in Henry County? Yes No

*Which high school did you graduate from?

*Did you attend the New Castle Career Center?

*Gender:

*Are you a Henry County Resident?

*Where are you attending college? (Select Top 3)

*Are you attending a college in Indiana? Yes No


*Intended Study Major (Top 3, may include minor):

- Select
- Blue River
- Hagerstown
- Knightstown
- New Castle
- Shenandoah
- Tri High
- Union
- Home-Schooled
- Pendleton Heights
- Indiana Academy
- Other


*Extra Curricular Activities (select all that apply):

*Are you a member of the First Friends Meeting Church? Yes No

*Do you attend a Catholic Church? Yes No



8. **Student Information:** In this section, you will be asked to fill out your contact information. Please answer all questions as requested and to the best of

your ability. If there is a  icon, that means there is a tip or additional information for that question that could help you answer it.


Student Information

*Student First Name:


Middle Name:

*Last Name:


*Current Age:

*Social Security Number: 

For Office Use Only (This will be used for verification purposes)

*College Student ID: 

College Information

*University, College or Vo-tech (most likely to attend): 

*Street Address:

*City:

*State: ▼

*Zip Code:

9. **Education Information:**

This section will help answer what kind of student you are and your current college plans. Graduating high school seniors will be asked to provide an SAT or ACT score, while college students will not need to do so.

In this section you will give the name of the college where you are most likely to attend. If you are unsure which college/vocational school you will be attending, pick your top choice currently and match it with the college acceptance letter you will provide. If you receive an award, you can always let the Foundation office know you are attending a different school.

SAVE YOUR WORK AS YOU GO!

10. **Personal Data:** This part of the application asks for work and volunteer experience throughout high school, extracurricular activities, as well as a short essay describing your personal and career goals and why you want to go to college.

You also have the option of uploading a personal resume to share with committees, but it is not required.

As noted in the instructions on the page, there is no spellchecker in the site, so it is recommended that you type your answers into a Word Document or outside word processor to edit for errors.

Please be sure to check your work and proofread, as editing and attention to detail is important to our committees. **Please have students complete their own essays.**

SAVE YOUR WORK AS YOU GO!

**Describe your work and/or volunteer experience during the past four years. If you have not been employed, how have you spent your school vacation time? Include: place of employment, position, length of employment and hours worked per week. (300 words max)*

**List all extra-curricular school and community activities that you have participated in during the past four years. Include: activity name, Length of participation, awards or honors: (300 words max)*

**Please write a paragraph describing your goals, career goals and why you want to attend college: (max. 300 words)*

Optional: Upload Your Resume (*doc, docx, pdf, pages*)

11. **Student Financial Information:** Use this year's tax information filed with the FAFSA to complete this section (i.e., 2018-19 FAFSA, uses 2016 tax returns). Feel free to have your parents fill out the financial section if you are a traditional student. Only emancipated minors, nontraditional students, or students who are married and whose parents can no longer claim them as a deduction on their taxes should use their own financial data in this section.

ONLY scholarships that are based on financial need will receive this section of the application.

*Would you like apply for financial need scholarships? Yes No



If you do not wish to share your financial information with committees, or apply for financial need-based scholarships, please select "NO" for this question. In the event that you select "NO" to this question, your financial information will not be shared with committees.

12. **Transcripts:** All students are required to upload their most up-to-date transcript for the committees. For spring scholarships, this means that applicants should have grades that include the FALL SEMESTER for the current school year. You may be asked to submit grades again if you fail to do so.

Documents with multiple pages must be combined into ONE document. You cannot upload more than one document.

Upload your most up-to-date school transcript with all semester grades on it and your cumulative GPA visible. This should include your fall grades for your current year in school. Transcripts do not have to be official or signed, but must be printed copies. Handwritten copies will not be accepted. Transcripts with multiple pages must be combined into one document.

*Are you a High school student? Yes No

*Please provide your most recent high school transcript:


*Are you a College Student? Yes No

13. View Matching Scholarships









After completing the Prequalification Checklist, Student Information, Education Information, Personal Data, and Student Financial Information, you will be able to match yourself to scholarships through the Fund Eligibility section.

Thank you for your interest in **Henry County Community Foundation** scholarship opportunity and welcome to your dashboard.

Important Instructions:

- When you see a **blue information icon** , just hover over it to view the information.
- Click on any section and fill in the answers to questions, as they are presented on the page.
- Each section below must read 100% in order to submit your application. If a section does not read 100%, there are unanswered required question(s) in that section.
- When you are ready to submit, click the **"Final Review and Submit"** button to verify your attachments have uploaded correctly and the application contains all necessary information.

Note: The file size for each document uploaded should not exceed 10mb/upload. Time given is in Eastern Time Zone (EST).

Prequalification Checklist  100% Deadline:	Student Information  100% Deadline:	Education Information  100% Deadline:	Personal Data  100% Deadline:
Student Financial Information  100% Deadline:	Transcripts  100% Deadline:	Fund Eligibility  100% Deadline:	Supplemental Material  0% Deadline:
Certification and Signature	College Acceptance Letter	Request	

Choose Action ▾

- + Add Collaborator
- Preview Application
- Import Responses From Existing Applications
- View Matching Scholarship**

Before you select from the list of scholarships you want to apply for, on the Dashboard you can go to the "Choose Action" menu and select "View Matching Scholarship."

This will take you to a page where you can view a list of all your eligible Scholarship Funds according to the answers that you have provided, along with a link to a detailed description of each individual fund. You can click “View” to read the descriptions of each fund.

It will help you as you as you are matched to scholarships that may require Supplemental Material, or have additional requirements, and can help you determine whether you meet those additional requirements.

If a scholarship requires an additional essay or other materials, the matching scholarship function can help you determine which fund has that requirement. You can then chose whether you want to or are able to meet those requirements.

View Matching Scholarship Go Back			
Scholarship	Associated Application	Deadline	View Scholarship
Benjamin F. Williams Jr. and Myra E. Edwards Williams Memorial Scholarship		N/A	View
Cancer Society of Henry County Scholarship		N/A	View
Dr. Donald Vivian Henry County Medical Society Scholarship		N/A	View
Dr. Guido Wilhelm Medical Scholarship		N/A	View
Eugene Bud and Nina McCall Scholarship		N/A	View
Frank C. and Lauretta R. McDonald Scholarship		N/A	View
Hobart and Helen Risley Family Scholarship Fund		N/A	View
Joseph White Scholarship		N/A	View

Dr. Donald Vivian Henry County Medical Society Scholarship

Award Amount

Varies

Description:

The Henry County Medical Society created this scholarship in memory of Dr. Donald Vivian, a well-known physician in the Henry County community. This scholarship is to benefit residents of Henry County to enroll in a medically related program of study working toward a four-year degree. Applicants must have as their primary or personal physician a physician who is a member of the Henry County Medical Society.

Eligibility/Criteria:

Graduating senior, Current college student, Henry County resident, Medical-related major (*Medical, Biology, Biochemistry, Exercise Science, Physical Therapy, Nursing, Pre-Med*), 4 year degree, Personal/primary physician is member of Henry County Medical Society, Financial Need

Selection of Recipients:

Common Application, Personal Data, Name of Personal/Primary Physican, Financial Need, Transcript, College Acceptance Letter, Two Recommendations

14. **Fund Eligibility:** This section displays what scholarship funds you are eligible to apply for based on your answers to the Prequalification Checklist, Student Information, Education Information, and Student Financial Information sections. If you update those sections, this list could change.

In order to first populate the list, you will need to click on "Update List" and then hit "Select." You will then be provided a list of scholarships for which your student is most likely eligible.

Please be aware that some scholarships may require Supplemental Material, found in the next section. (If you are unable to provide the material for that section, you should return to this section and uncheck that scholarship.)

If you are interested in applying for all scholarship opportunities listed, you have the option of selecting "All" from the list provided, or select individual scholarships instead and then hit "Ok."

Fund Eligibility

*Based on the information provided in your application, click on "Select" to see the list of scholarship opportunities for which you are eligible. If no scholarship opportunities populate click on "Update List". Be sure you have answered the Applicant Information, Educational Information and Scholastic Achievements sections of the application prior to reviewing this information. Place a check mark in the boxes for the scholarships you wish to be considered for or select "All".

The screenshot shows a web interface for 'Fund Eligibility'. At the top, there is a header 'Fund Eligibility' in orange. Below it, a text box contains instructions. To the right, there is a list of scholarships with checkboxes. The 'Update List' button is highlighted with a red box and labeled '1.'. The 'Select' button is highlighted with a blue box and labeled '2.'. Below the list, there are buttons for 'All', 'None', and 'Ok'.

Select	Update List
<input type="checkbox"/>	Benjamin F. Williams Jr. and Myra E. Edwards Williams Memorial Scholarship
<input type="checkbox"/>	VFW-Veterans of Foreign Wars Post No. 1282 Scholarship
<input type="checkbox"/>	Dr. Guido Wilhelm Medical Scholarship

Select:

This screenshot shows the same interface as the previous one, but with the 'All' button highlighted by a red arrow. The list of scholarships is now populated, and all three items have their checkboxes checked.

Select	Update List
<input checked="" type="checkbox"/>	Benjamin F. Williams Jr. and Myra E. Edwards Williams Memorial Scholarship
<input checked="" type="checkbox"/>	VFW-Veterans of Foreign Wars Post No. 1282 Scholarship
<input checked="" type="checkbox"/>	Dr. Guido Wilhelm Medical Scholarship

Select:

BE SURE TO SAVE YOUR WORK AS YOU GO!

15. Supplemental Material:

Some scholarships require supplemental material, such as additional essays, forms, or requests for other information.

If something appears in the Supplemental Material section and you are unable to provide the information requested, you should return to the [Fund Eligibility](#) section and unselect that scholarship from the list.

Please use our [Scholarship Search](#) if you want additional information about specific scholarships that have supplemental material.

Supplemental Material

Kilmer Family Scholarship:

*What are your vocational goals? (500 words max)

Dr. Guido Wilhelm Medical Scholarship:

*Provide a statement describing yourself and why you want to pursue a medical field career? (350 words max)

VFW-Veterans of Foreign Wars Post No. 1282 Scholarship:

*Please upload the proof that you are a lineal descendant of a veteran (i.e., grandparent, parent) by submitting the relative's DD214-Separation or Discharge form.

*Please note how you are related to the veteran provided.

Dr. Donald Vivian Henry County Medical Society Scholarship:

*Is your personal physician a member of the Henry County Medical Society. Please provide the name of your physician for the committee.

16. **Certification and Signature:** All applicants, using their own name, must certify the information provided using their electronic signature.

Like the rest of the application, it does not need to be done in any specific order, but the website will tell you how to enter your name.

SAVE YOUR WORK AS YOU GO.

Certification and Signature

**In submitting this application, I certify that the information provided is complete and accurate to the best of my knowledge. Falsification of information may result in termination of any scholarship granted.*

Yes

**Signature:*

Enter your name as "Katina Reedy" to Confirm your Electronic Signature.

Upload the acceptance letter from the college where you are most likely to attend. The college acceptance letter should match up with the first college choice you selected on your application. Make sure the letter you upload is addressed to you, or has your name somewhere on it. The acceptance letter should be an official letter received from the college, university, or vocational school. If you have questions, please contact the admissions office about a letter or document of acceptance.

**Please upload a copy of College Acceptance Letter:*

17. **College Acceptance Letter:**

Students should upload the college acceptance letter from the school where they are most likely to attend and match with the university information they entered on the Education Information page. If you receive an award and change schools, you can always let the Foundation know that your school plans have changed.

Make sure your name is somewhere on the letter you provide.

18. **Request Section:** This section allows you to send requests to three recipients via email. You are required to send requests for two recommendations and also to get a parent signature. There are instructions on this page as to how to send requests and the Foundation administrator can see what emails you use to send requests. Do not send requests to all the same email.

Recommendations may be from a high school principal, guidance counselor, current or former teacher, minister, employer, or family friend. A family member may not write a recommendation for you.

At the bottom of the page, you will see a list for the three requests you need to send. By clicking on the blue link, you will be taken to a page where you can enter the contact information for who you want to fulfill the request.

Request For	Requested From	Email	Status	Requested Date	Received Date	Resend
Parent Signature			Not Requested			
Letter of Recommendation I			Not Requested			
Letter of Recommendation II			Not Requested			


[Return To Dashboard](#)

* Section: Letter of Recommendation I

* Name:

* Email:

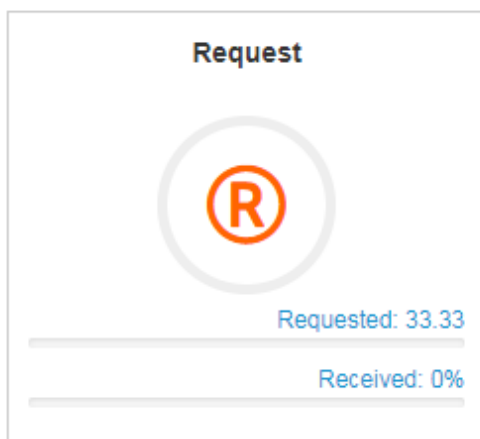
Optional: (Additional details provided here will be included in the email for this request.)



You will be asked to enter the person’s name and email, and also have the option of writing a message for your recommender or parent to give them more information. You can also leave the final box blank.

Once you have finished, you will hit “Email Request.”

You will want to do the same thing for all the requests. Once you receive a request back, you will be notified that “Mr. Smith” has filled out your request, but you will be unable to see it. You will be able to submit your application if you have sent out all your requests, but your application will not be complete until all your requests have been received. Be sure to check-in with those you have requested recommendations from to ensure that your application is on time. You can always check the status of your application at <https://henrycountycfscholarships.communityforce.com/>.



19. Final Review and Submit:

Once your application is complete and all the sections are at 100%, you are ready for the final review and to submit your application to the committee.

The application will not let you choose "Final Review and Submit" unless all sections read 100%.









Choose Action ▾ Final Review and Submit


Thank you for your interest in [Henry County Community Foundation for Common Application Scholarship Site](#) opportunity and welcome to your dashboard.

Important Instructions:

- When you see a **blue information icon** ⓘ, just hover over it to view the tip.
- Click on any section and fill in the answers to questions, as they are presented on the page.
- Each section below must read 100% in order to submit your application. If a section does not read 100%, there are unanswered required question(s) in that section.
- When you are ready to submit, click the **"Final Review and Submit"** button to verify your attachments have uploaded correctly and the application contains all necessary information.

Note: The file size for each document uploaded should not exceed 10mb/upload. Time given is in Eastern Time Zone (EST).

<p>Prequalification Checklist</p>  <p style="text-align: right; color: blue;">100%</p> <p>Deadline: 3/02/2018 5:00 PM</p>	<p>Student Information</p>  <p style="text-align: right; color: blue;">100%</p> <p>Deadline: 3/02/2018 5:00 PM</p>	<p>Education Information</p>  <p style="text-align: right; color: blue;">100%</p> <p>Deadline: 3/02/2018 5:00 PM</p>	<p>Personal Data</p>  <p style="text-align: right; color: blue;">100%</p> <p>Deadline: 3/02/2018 5:00 PM</p>
<p>Student Financial Information</p>  <p style="text-align: right; color: blue;">100%</p> <p>Deadline: 3/02/2018 5:00 PM</p>	<p>Transcripts</p>  <p style="text-align: right; color: blue;">100%</p> <p>Deadline: 3/02/2018 5:00 PM</p>	<p>Fund Eligibility</p>  <p style="text-align: right; color: blue;">100%</p> <p>Deadline: 3/02/2018 5:00 PM</p>	<p>Supplemental Material</p>  <p style="text-align: right; color: blue;">100%</p> <p>Deadline: 3/02/2018 5:00 PM</p>
<p>Certification and Signature</p>	<p>College Acceptance Letter</p>	<p>Request</p>	



Please check the check-box to confirm that you have reviewed your Scholarship for Common Application application, then click "Submit". You will not be able to update it after it is submitted.

Submit

Cancel & Exit



Application Summary of : Reedy, Katina

Prequalification Checklist

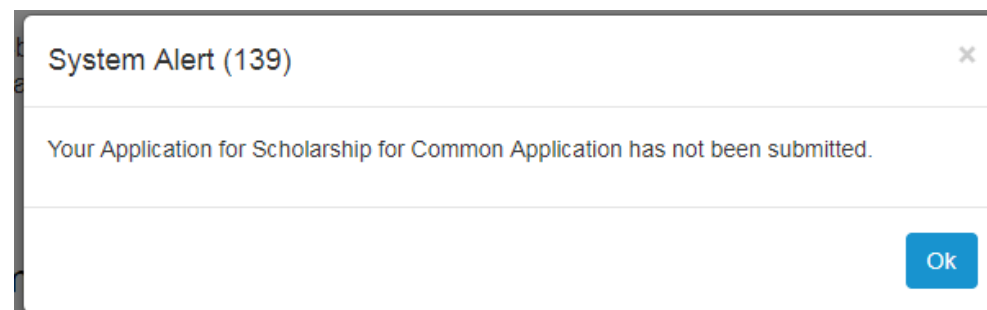
Prequalification Checklist	
*Are you currently a:	Graduating Senior
*Are you attending/have attended a high school in Henry County?	Yes
*Which high school did you graduate from?	Knightstown
*Did you attend the New Castle Career Center?	Yes
*Did you attend for two years?	No
*Gender:	Female
*Are you a Henry County Resident?	Yes
*Where are you attending college? (Select Top 3)	Ball State University Indiana University-Bloomington
*Are you attending a college in Indiana?	Yes
*Intended Study Major (Top 3, may include minor):	Nursing
*Extra Curricular Activities (select all that apply):	Choir National Honor Society Spanish Honor Society Tennis
*Are you a member of the First Friends Meeting Church?	No
*Do you attend a Catholic Church?	No

After choosing "Final Review and Submit," you will be taken to your full scholarship application. Attachments will be located at the bottom.

On this page you will be able to proof your work, check your answers, and see what funds you have applied for. You also have the ability to print your scholarship application prior to submission.

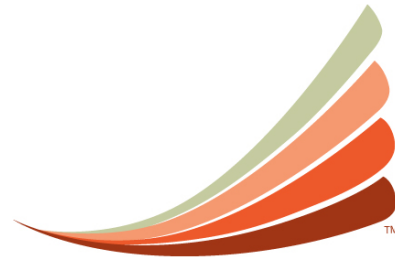
If you feel you are ready to submit your application, then it asks you to "Please check the check-box to confirm that you have reviewed your Scholarship" and then click "Submit." Once you have done so, you will not be able to make any changes to the application.

After review, if you have found you need to go back and make changes to the application, you can select "Cancel & Exit" and return to the Dashboard.



Once you've made any changes, return to "Final Review and Submit." Confirm your scholarship submission and click "Submit." You will receive an automated confirmation email from *Community Force*.

High school students will be notified if they have received an award at their school's honor night, while college students will receive official notification from the Foundation via letter in the mail.



Henry County
Community Foundation

Any additional scholarship questions may be directed to:

Katina Reedy
Program Director
katina@henrycountycf.org
765-529-2235